



**OFFERING TRAINING IN LUX ON**

*Lux oN, is an elite no fuss, more affordable product. You can now enjoy the benefit of getting trained in all of the finest techniques using the new Lux oN Brand, at a reasonable, cost Effective Price.*



# COURSE INFORMATION – 2024

## *About Us*

Yobe Beaula customer service is no joke. We are passionate about being your support system. We're obsessed with it, really. We have done everything in our power to create the very best in the business.

Want amazing tools? You got it. Interested in quality product? No problem. Looking to boost your skills with some serious education? .... Hello that's our middle name. Need a quick tutorial, have a question or just want someone to talk to?

Hit us up, a friendly and informed voice is just a call away. We're a success only if you are a success. There's just no other way.

## INDEX

1. **Training Centres**
2. **What you will learn**
3. **Salon Professional Acrylic**
4. **Salon Professional Gel**
5. **Vibing Acrylic Designs**
6. **Improve your Skills - Workshops**
7. **Conversion Acrylic**
8. **Additional Workshops**
9. **Personalised Training**
10. **How to Book a Course**
11. **Terms & Conditions**
12. **What to bring with**
13. **Registration form**

# EDUCATORS

- Yobe* **Kempton Park Head Office**
- Yobe* **Boksburg**
- Yobe* **Centurion**
- Yobe* **Glenvista (Jhb South)**
- Yobe* **Harare (Zimbabwe)**
- Yobe* **Ladybrand (Free State)**
- Yobe* **Lephalale (Waterberg)**
- Yobe* **Middelburg**
- Yobe* **Montana**
- Yobe* **Orkney**
- Yobe* **Potchefstroom**
- Yobe* **Pretoria East (Moreleta Park)**
- Yobe* **Pretoria North**
- Yobe* **Randfontein**
- Yobe* **Rustenburg / Pilanesberg**
- Yobe* **Secunda**
- Yobe* **Springs**

# WHAT YOU WILL LEARN

- Yobe Nail Anatomy
- Yobe Nail Structure
- Yobe Health & Safety
- Yobe Nail Diseases & Disorders
- Yobe Business Skills

## INTENSIVE TRAINING – PRACTICAL IN-CLASS TRAINING

- Yobe Product Knowledge
- Yobe Product Formulation
- Yobe Hand File Techniques
- Yobe Overlay on Natural Nails
- Yobe Ombré French Manicure Application Colour Application
- Yobe Full Cover Glitter Application
- Yobe Full Colour Acrylic Overlays
- Yobe Glitter Ombré's
- Yobe Correct Form Fitting
- Yobe Sculpture – Acrylic & Gel
- Yobe Reverse Technique
- Yobe Tip Application (Demonstration)
- Yobe Fills & Rebalance Fill
- Yobe Electric Filing Techniques

Please note: Students will no longer learn the old traditional technique.


***All our training academies are equipped with the necessary equipment for you to be trained, on the highest standards. Our courses are internationally recognized. All products are sourced from reputable companies around the world to offer you uncompromised quality. Demonstrations offer a range of workshops to increase your income and push your potential to the maximum.***

*Prepare to be WOWED!!!! Be part of a team and family.*

# SALON PROFESSIONAL ACRYLIC & ELECTRIC FILING

**PRICE: R7400.00 / DAYS: 5**

## **YOUR PROFESSIONAL ACRYLIC KIT INCLUDES THE FOLLOWING:**



- |                                |                            |
|--------------------------------|----------------------------|
| 1 x 250ml Nail Liquid          | 1 x Glass Dampen Dish      |
| 1 x 30g Clear Acrylic Powder   | 1 x 100 / 100 Hand File    |
| 1 x 30g White Acrylic Powder   | 1 x 150 / 150 Hand File    |
| 2 x 30g Cover Acrylic Powder   | 1 x 180 / 180 Hand File    |
| 1 x 30g Soft White Powder      | 1 x 180/180 Sponge File    |
| 1 x 9ml Bond On                | 100 Sculpture Forms        |
| 1 x 10ml Shine on Top Coat     | 1 x Handled Manicure Brush |
| 1 x 30ml Cuticle Oil           | 1 x Scissor                |
| 1 x #10 Kolinsky Acrylic Brush | 1 x Cuticle Wood Stick     |
| 1 x 240ml Prep On              | 1 x Glitter Powder         |
| 1x Art Powder                  | 1 x 25g Single Mixing Jar  |
| 1 x 125ml Artificial Nail Soak |                            |

**1 Model needed – On Day 5**

**On day 4 you will do a set on your own hand.**

***Students to bring their own hand sanitiser and Nail Trainer Hand***

***BE PREPARED TO BE WOWED!!!! Become part of our team and family.***

# CONVERSION ACRYLIC

**PRICE: R4 800.00 / DAYS: 5**

Conversion courses are only for qualified nail technicians. You may only convert in the system you are currently qualified in (Acrylic). Proof of education / current qualification is required should you wish to enrol.

## **YOUR CONVERSION ACRYLIC KIT INCLUDES THE FOLLOWING**



- 1 Model needed – One on day 5
- On day 4 you will do a set on your own hand.
- Please bring own acrylic brush (Option to buy exist)



# SALON PROFESSIONAL GEL & ELECTRIC FILING

**PRICE: R8 700 / DAYS: 5**

## **YOUR PROFESSIONAL GEL KIT INCLUDES THE FOLLOWING:**



- |                            |                               |
|----------------------------|-------------------------------|
| 3 x Sculpture Gels         | 1 x 100 / 100 Hand File       |
| 2 x Creamy Gel             | 1 x 150 / 150 Hand File       |
| 1 x Rubber Base Gel        | 1 x 180 / 180 Hand File       |
| 1 x 9ml Bond On            | 1 x 180/180 Sponge File       |
| 1 x 10ml Shine on Top Coat | 100 Sculpture Forms           |
| 1 x 30ml Cuticle Oil       | 1 x Handled Manicure Brush    |
| 1 x Gel Sculpture Brush    | 1 x Gel Paint (White)         |
| 1 x 240ml Prep On          | 1x Rechargeable UV / LED Lamp |
| 1 x Scissor                | 1 x Cuticle Wood Stick        |
| 1 x Raw Glitter            | 1 x Creamy Gel                |

**1 Model needed – On Day 5**

**On day 4 you will do a set on your own hand.**

***Students to bring their own hand sanitiser and Nail Trainer Hand***

*BE PREPARED TO BE WOWED!!!! Become part of our team and family.*

# SALON PROFESSIONAL GEL - ADD ON

**PRICE: R6 200.00 / DAYS: 3**

**(This option is for students who have already completed their Acrylic Training)**

## **YOUR PROFESSIONAL GEL KIT INCLUDES THE FOLLOWING:**



- 3 x Sculpture Gels
- 2 x Creamy Gels
- 1 x Rubber Base Gel
- Gel Sculpture Brush
- 1 x Raw Glitter
- 1x Rechargeable UV / LED Lamp
- 1 x Gel Paint (White)
- 1 x Additional Creamy Gel

## **1 Model needed – On Day 3 (Last Day)**

**On day 2 you will do a set on your own hand.**

***Students to bring their own hand sanitiser and Nail Trainer Hand***

***BE PREPARED TO BE WOWED!!!! Become part of our team and family.***



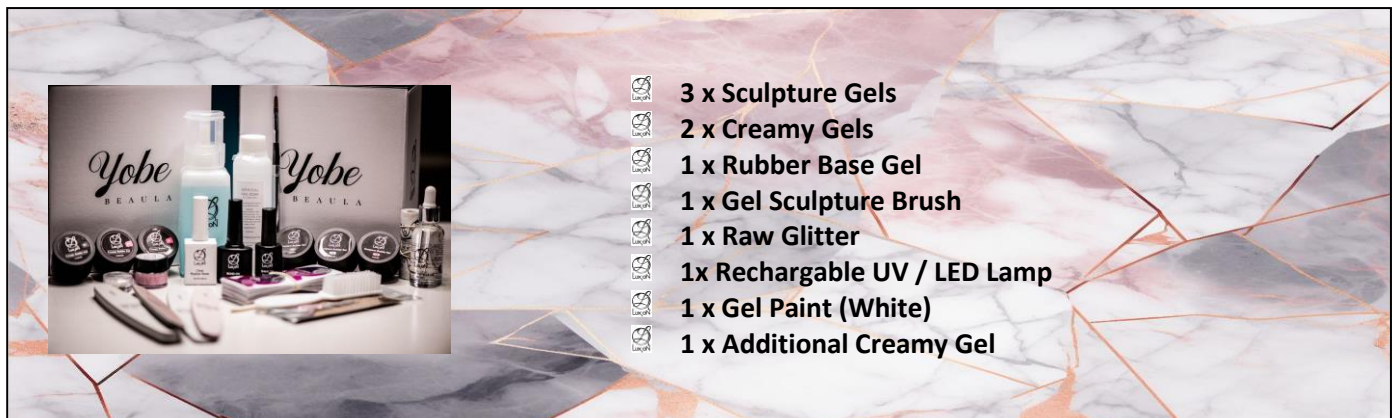
# SALON PROFESSIONAL ACRYLIC AND GEL & ELECTRIC FILING

**PRICE: R13 250 / DAYS: 8**

## **YOUR PROFESSIONAL ACRYLIC KIT INCLUDES THE FOLLOWING:**



## **YOUR PROFESSIONAL GEL KIT INCLUDES THE FOLLOWING:**



## **2 Models needed**

**On day 5 of the Acrylic Class and Day 3 (last day) of the Gel Class**

***Students to bring their own hand sanitiser and Nail Trainer Hand***

***(Note that this class will not necessarily run 8 days in a row.***

***You may attend the 5 day Acrylic Class in the one month, and the 3 days Gel Class in the following month, depending on the Educator's training schedule)***

# ELECTRIC FILES

*We are delighted to introduce a variety of affordable Electric Files*

*(These Files do not include Carbide Bits and can be purchased separately)*

## DESK E-FILE



- 35 000 rpm
- HD digital display revolution, follow your inclinations
- Aluminium alloy frame, heat dissipation design, use more durable and efficient
- Exclusive design of magnetic absorption, convenient for storage nail drill bits
- Control button – sensitive touch key design, easy to use, high-grade
- Mainframe panel- curved screen technology, perfect radiance, comfortable feeling
- Base – ring silicone shock absorption design, more stable work

**PRICE: R2 500.00**

# ELECTRIC FILES

*We are delighted to introduce a variety of affordable Electric Files*

## DELUX E-FILE



- 35 000 rpm
- Silent Motor
- Built in Drill Bit Holder
- Adjustable Speed and Direction
- LCD Screen with visual Display

**PRICE: R4 500.00**

# VIBING ACRYLIC DESIGNS

**PRICE: R1 500.00 / DAYS: 1**

**Be moved by the imagination in you with the help of your Mentor  
For any Acrylic Qualified Technicians**



## **YOUR VIBING ACRYLIC DESIGNS KIT INCLUDES THE FOLLOWING:**

- |   |  |
|---|--|
|  3 x Art Powders   |  20 Nail Swatches       |
|  2 x Art Glitters  |  1 x 3D Flower Brush    |
|  1 x Mixing Jar    |  1 x Mermaid Polka Dots |
|  1 x Galaxy Flakes |  |

**(These or similar Colours)**

**PINK KIT**

Linen Pink  
Pinwheel  
Black  
Daddy's Girl Glitter  
Confetti Me

**BLUE KIT**

Space Blue  
Sky High  
Black  
Fluorite Glitter  
Confetti Me

## **WHAT YOU WILL LEARN:**

- Yobe* How to encapsulate Mylar / Confetti
- Yobe* How to do Impression Designs
- Yobe* How to do Specific Line Designs
- Yobe* How to do Double Smile Lines
- Yobe* How to do Marbling
- Yobe* How to do a Glitter Fade
- Yobe* How to Create a Smoky Acrylic Design
- Yobe* How to do a Vertical Ombré
- Yobe* How to do a Horizontal Ombré
- Yobe* How to do Basic 3D Flower
- Yobe* How to do a 3D Rose
- Yobe* How to create a Blocked Free Edge



**STUDENTS CAN CHOOSE BETWEEN  
A BLUE OR PINK KIT**

# GEL POLISH AND DESIGNS WITH REINFORCEMENTS

**PRICE: R5 300.00 / DAYS: 3.5**

Learn how to flawlessly apply gel polish, reinforce the natural nails and add awesome designs. This workshop will teach you how to do all of this and feel confident with your gel colour applications.



## WHAT YOU WILL LEARN

<i>Yobe</i> BEAULA	How to Prep the natural nail	<i>Yobe</i> BEAULA	How to apply transfer foils
<i>Yobe</i> BEAULA	How to build structure with Fibre Gel	<i>Yobe</i> BEAULA	How to do sugaring
<i>Yobe</i> BEAULA	How to reinforce the natural nail	<i>Yobe</i> BEAULA	How to apply soft gels
<i>Yobe</i> BEAULA	How to apply 3 Step Gel	<i>Yobe</i> BEAULA	How to marble with gel
<i>Yobe</i> BEAULA	How to apply 1 Step Gel	<i>Yobe</i> BEAULA	How to apply glitter press
<i>Yobe</i> BEAULA	How to Ombré with Rubber Base	<i>Yobe</i> BEAULA	How to work with Neon Pigments
<i>Yobe</i> BEAULA	How to work with chrome powders	<i>Yobe</i> BEAULA	How to do a Vertical Ombré
<i>Yobe</i> BEAULA	How to do a Horizontal Ombré	<i>Yobe</i> BEAULA	How to apply full cover tips
			(Stiletto / Coffin / Square / Almond)

## WHAT YOU WILL RECEIVE IN YOUR KIT

- 1 x Bond On
- 1 x Prep On
- 1 x 180 File
- 1 x 180 Grey Sponge Buffer
- 1 x Cuticle Wood Stick
- 1 x Soft White Fibre Gel
- 1 x Rubber Base Gel (#19)
- 1 X Ombré Brush
- Transfer Foil Gel
- Printed Transfer Foil
- 3 x Neon Pigments
- Galaxy Chrome Powder
- Solid Chrome Powder
- 20 x Almond Swatches

- 1 x Rubber Base Gel (Clear)
- 1 x Three Step Gel Base
- 1 x Three Step Gel Top
- 2 x Three Step Gel Colours
- 1 x One Step Gel (White)
- 1 x One Step Gel (Black)
- 1 x Matte On
- 1 x Black Spider Gel
- 1 x Pack of 3 Striping Brushes
- 1 x Soft Foil
- 1 x Plain Transfer Foil
- 1 x Raw Glitter
- 1 x Pack of 5 Dotting Tools
- 1 x Inhibition Top Coat
- 1 x Artificial Nail Soak

**STUDENTS TO BRING FLUFFY EYESHADOW BRUSH AND NAIL TRAINER HAND**

# IMPROVE YOUR SKILLS WITH THE FOLLOWING WORKSHOPS

You can add the following workshops to your training and improve your Shaping and Top Surface Gel Art Skills



# MASTERING SHAPES

These classes will also soon be available on an E-Learning Platform

So you have now perfected your prep and you totally understand product application. Now it's time to decide what shape your clients are into. Do they want Stilettos, Almonds, Coffins, Square, Tapered, Round or Oval? These classes cover these shapes so that you can get your clients nails "in shape" with confidence.


Until then you have the choice to do this workshop by following the tutorials or you can do it in Class.

## MASTERING SHAPES INCLUDES:

- Tapered Square
- Round
- Coffin
- Smile Line Coffin

**PRICE: R400.00**

**DURATION: 4 Hours**



## MASTERING SHAPES ADVANCED INCLUDES:

- One Colour Almond
- French Almond
- One Colour Stiletto
- French Stiletto
- Russian Almond

**PRICE: R550.00**

**DURATION: 4 Hours**



**YOU WILL NEED YOUR OWN ACRYLIC KIT AND NAIL FORMS**

# TIP APPLICATION WORKSHOP

**PRICE: R950.00 / DAY: 1 (9AM – 2PM)**



Learn how to correctly apply assorted tips using gel that lasts.

## **WHAT YOU WILL RECEIVE IN YOUR KIT:**

-  **1 x Rubber Base**
-  **1 x Mini curing lamp**
-  **4 x Packs Assorted tips (Coffin, Stiletto, Almond, Square)**



# ANIMAL PRINT WORKSHOP



**PRICE: R500.00 / DAYS: 1**

Learn all about pigment placement and animal print drawing to create these awesome designs.

## STUDENTS TO BRING THE FOLLOWING:

-  Gel Top Coat
-  Drawing Brush
-  Gel Brush
-  White Gel Polish with inhibition layer
-  (Can be purchased at our shop)

All other Paints and Pigments will be provided




# WINZELS WORKSHOP

**PRICE: R800.00 / DAYS: 1**

Learn how to draw intricate swirl designs known as “Venzels” aka Winzels. This sought after nail art technique will leave your clients coming back for more.



## STUDENTS TO BRING THE FOLLOWING:

-  Gel Brush
-  Top Coat
-  Micro Linear Brush (1.5mm)
-  Prep On

**All other products will be provided**

# CARVING GEL WORKSHOP

**PRICE: R1200.00 / DURATION: 6 Hours**

Learn how to create intricate designs using Carving Gel. From Lace Effects to Flowers. This workshop will give you the edge to design stunning top surface art using this technique.



## **CARVING GEL WORKSHOP KIT INCLUDES THE FOLLOWING:**

### **STUDENTS TO BRING WITH OR BUY EXTRA**

- 1 x Black Gel Paint
- 1 x Matte Top Coat
- 1 x 15ml Prep On
- 1 x Mixing Tile
- 1 x Dotting Tool
- 1 x Rhinestone and Caviar Bead Mix
- 1 x Cuticle Pusher & Spoon

### **WHAT YOU WILL RECEIVE WITH YOUR TRAINING**

- 2 x Carving Gels
- x Silicone Tool
- 20 x Swatches

# ONE STROKE PAINT BASIC 101 WORKSHOP

**PRICE: R1 400.00 / DURATION: 4.5 Hours**

One Stroke painting is a popular and interesting decorative painting technique where double and multi-loading is used to achieve highlights, shadows and colour changes in one stroke. In simpler words, it consists of loading a brush with two separate colours and achieving the shading and highlighting in one stroke.






## **ONE STROKE BASIC 101 WORKSHOP KIT INCLUDES THE FOLLOWING:**

### **STUDENTS TO BRING**

-  1 x 180 / 180 Buffer
-  1 x Matte Top Gel
-  1 x Black Gel Paint
-  1 x Mixing Tile
-  Wet Wipes
-  Nail Wipes
-  1 x Micro Drawing Brush
-  1 x Top Gel

### **WHAT YOU WILL RECEIVE WITH YOUR TRAINING**

-  1x Lux oN Gel Paint White
-  3 x One Stroke Brushes #2 / #4 / #6
-  20 x Almond Swatches

**Classes are from 09h30 – 14h30**

# ADDITIONAL WORKSHOPS

WATCH OUR SOCIAL MEDIA PAGES FOR MORE DETAILS AND DATES FOR WORKSHOPS IN YOUR AREA

*PRODUCTS WILL BE SUPPLIED DURING THE COURSE, UNLESS OTHERWISE SPECIFIED*

**Yobe**  
BEAULA

## **GEL DESIGNS - 101 WORKSHOP**

**PRICE: R950.00 / DAYS: 1**



**Kit Includes:**

- 1x 20 Nail Swatches
- 1 x Black Gel Paint

**BRING WITH OR PURCHASE FROM US:**

- 1 x Micro Linear Brush
- 1 x Gel Brush
- Any top Coat
- Prep On

All other products will be supplied



**Yobe**  
BEAULA

**Luxon**

# PERSONALISED TRAINING

*Yobe*  
B E A U L A

Are you feeling overwhelmed? Are there certain techniques you require assistance with? Do you need particular training which concentrates on the areas you are specifically struggling with?

Then this personalised training is for you. These classes offer training where your specific training requirements will be met. Be it: Structure, Product Application, Acrylic or Gel Systems, Cuticle Application, Overlays etc. Whatever it is you are struggling with – we will help you improve your skills.

Don't despair – book your spot and become a better and improved Nail Technician today.



## DURATION: 3.5 Hour Slots

- |                      |                                    |                       |
|----------------------|------------------------------------|-----------------------|
| <b>One on One</b> :  | <b>One student with a mentor</b>   | <b>PRICE: R750.00</b> |
| <b>One on Two</b> :  | <b>Two students with a mentor</b>  | <b>PRICE: R600.00</b> |
| <b>One on Four</b> : | <b>Four students with a mentor</b> | <b>PRICE: R350.00</b> |

*Yobe*  
B E A U L A



**START YOUR NAIL JOURNEY NOW**



*Yobe*  
BEAULA

*Yobe*  
BEAULA



# HOW TO BOOK A COURSE

## FOLLOW THESE 8 EASY STEPS TO BOOK YOUR FUTURE!!

1. Choose the course you would like to attend.
2. Contact our Head Office Marketing Team to confirm your Course dates and the Training Centre you would like to attend at on [marketing@yobe.co.za](mailto:marketing@yobe.co.za) / 011 393 2791. (Course dates for different training centres could vary from Head Office).
3. Confirm Banking Details for the Training Centre / Mentor of your Choice.
4. Complete the attached registration form and Email the fully completed form as well as a copy of your ID, as well as your proof of payment to: [marketing@yobe.co.za](mailto:marketing@yobe.co.za)
5. For any workshop bookings kindly email: [marketing@yobe.co.za](mailto:marketing@yobe.co.za).
6. Pay a non-refundable deposit of R1 500.00 into the bank account of the specific Training Centre / Mentor you will be attending at, to confirm your booking. The deposit is non-refundable. The balance of the outstanding amount MUST be paid in full by no later than 7 BUSINESS DAYS before the class starts.
7. The following forms will be sent to you by Head Office, which must be completed by yourself and sent back to us at [marketing@yobe.co.za](mailto:marketing@yobe.co.za)
  - Registration Form
  - Restraint of Training and Supplying of Product & Declaration of Payment.
  - Commitment Form
  - ID Copy

***Congratulate yourself for choosing the best!!!!***

### BANKING DETAILS FOR HEAD OFFICE IN KEMPTON PARK

YOUNG NAILS CC

STANDARD BANK KEMPTON PARK

ACC NO: 020 226 268 (CHEQUE ACCOUNT)

BRANCH: 012442

***PLEASE CONFIRM THE BANKING DETAILS FOR  
YOUR SELECTED MENTOR AS WELL AS TRAINING DATES  
EACH BRANCH HAS THEIR OWN BANKING DETAILS***



# TERMS AND CONDITIONS

- Yobe* All Mentors have scheduled course dates. Students must attend class every day during that specific period unless otherwise arranged with the mentor.
- Yobe* If a student cannot attend class or have to leave early, a written letter must be handed in.
- Yobe* Should a student fail to finish the course during the scheduled course dates, the student will have an additional 2 days to complete the course. Failure to complete the course in that period will result in a penalty of R300 per day, for every additional day.
- Yobe* Should a student fail any theory exam they will have to re-write the exam
- Yobe* Should a student not complete the hours training in full and has decided to return for the scheduled practical examinations, the student will be allowed to do the examinations. Should the student not pass the practical examination, the student will have to pay R300 penalty per practical examination not passed.
- Yobe* Only Lux oN products are allowed to be used during exams.
- Yobe* Should a student miss the practical examination dates, the student will have to pay a penalty of R300 per practical exam. Only a valid doctor's note will be accepted as a valid excuse.
- Yobe* However, when a student completed the required hours of training and do not pass the practical examination, no cost will be involved and the student will have to reschedule to do the practical examination again.
- Yobe* **The student must complete the entire course and exams within 3 months of the chosen course start date. The student will have to attend a refresher course should the student not comply with this. New exam dates must be arranged with the Educator within 3 months of the initial course date, should the student not attend the initial set out practical exam dates. The student will have to start with a new course with full fees payable, if the student did not complete the practical exams within 6 months of the start date of initial enrolment. The onus lies with the student to arrange with the Mentor for new practical or theory exam dates. The student's file will be closed at Head Office if the student did not complete their practical exams within 6 months.**
- Yobe* Diploma costs are included in the course price. *(You will only be charged for diplomas if you request a reprint at a later stage.)* Diplomas will only be issued after completion of theory and practical examinations and only after head office received ALL paperwork.
- Yobe* **There is a 3 week waiting period from the date head office received all paperwork from the mentor.**
- Yobe* Student must be 16 years of age or older, be able to understand, speak and write in the English language.
- Yobe* **Courses are strictly from 09h00 – 15h00. Students will miss the class if late.**
- Yobe* Items included in the kits cannot be exchanged.
- Yobe* Please bring your own refreshments or lunch.

## WHAT YOU NEED TO BRING WITH

*Yobe* **Toe Nail Clippers**

*Yobe* **Nail Trainer Hand**

*Yobe* **2 x Hand Towels**

*Yobe* **Pen and ruler or Veneer (For Measuring Lengths)**

*Yobe* **Please bring your own Refreshments**

*Yobe* **Minimum age is 16 and Grade 10**



**Where Quality Training and  
Products Become Affordable**

# REGISTRATION FORM



## REGISTRATION FORM (PLEASE COMPLETE IN BLACK INK)

By completing this form, you consent in terms of the Protection of Personal Information Act (PoPI) to your personal information being obtained; utilized and stored by Yobe Beaula Data Systems

NAME AND SURNAME	
ID NUMBER	
NAME OF COURSE	
COURSE DATE	
EDUCATOR	
DELIVERY ADDRESS	
POSTAL CODE:	
NEXT OF KIN NAME & TEL NO	Please circle when you will do Nails <b>FULL TIME / PART TIME</b>
<b>APPLICANTS</b>	
HOME	
WORK	
NUMBER	
EMAIL ADDRESS	
PLEASE CIRCLE	OR
5 FAVOURITE COLOURS	1. _____ 2. _____ 3. _____ 4. _____ 5. _____
<p><b>DECLARATION (PLEASE READ CAREFULLY)</b>  <i>I understand that a R1500 deposit is required <u>per system</u> on registration and it will be taken as a cancellation fee should I cancel, irrelevant of the cancelation period. I also fully understand that no refund will be made once I have received my kit. I take notice of any additional charges as explained in the course information. I understand that my Educator expects my full commitment towards the course. I fully understand that Yobe Beaula cannot be held responsible for any refunds or credit in any nature if paid to by the Educator of my choice.</i>  <i>The onus lies on the Educator whom I booked with to refund or credit me.</i></p> <ul style="list-style-type: none"> <li>• Consumers have the right to cancel any advance reservations, bookings or orders.</li> <li>• Suppliers are entitled to request a reasonable, advance deposit for reservations, bookings or orders, depending on the nature of the business and specific circumstances.</li> <li>• Suppliers are entitled to impose a reasonable charge for the cancellation of reservations, bookings or orders, depending on the nature of the business and specific circumstances.</li> </ul>	
Where did you hear about Yobe Beaula? (please tick appropriate one)	
Internet <input type="checkbox"/> Magazine <input type="checkbox"/> Friend <input type="checkbox"/> Other-please _____	
SIGNATURE:	DATE: / /

EDUCATORS HAVE THE RIGHT TO CHARGE AN ADDITIONAL R450 PER DAY IF STUDENTS ARE NOT UP TO STANDARD WITH ADVANCED COURSES OR CONVERSION COURSES AND WHEN THE AMOUNT OF DAYS FOR A SPECIFIC COURSE IS NOT ENOUGH TO MASTER A NEW SKILL. ALL EDUCATORS WILL USE THEIR OWN JUDGEMENT, BUT WILL NOT ABUSE IT. THIS IS ONLY IN THE BEST INTEREST OF THE STUDENT

